



Cannabis Advisory Committee: Subcommittee on License Types
Notice of Advisory Committee Meeting and Agenda

May 17, 2021 at 10:00 am

Pursuant to Governor Gavin Newsom's Executive Order N-29-20, issued on March 17, 2020, this meeting will be held by teleconference with no physical public locations.

Notice to the Public

The Bureau of Cannabis Control (Bureau) will hold a public meeting via WebEx Events. Instructions to connect to the meeting can be found at the end of this agenda. To view and download the meeting materials, please click on the following link:
https://bcc.ca.gov/about_us/committee_meetings.html

All times are approximate and subject to change. The meeting may be cancelled without notice. A lunch break or recess may be taken at a time determined by the Subcommittee members. Agenda items may be taken out of order and may be heard on either day to accommodate speakers and to maintain a quorum. Action may be taken on any item on the agenda. This Subcommittee meeting is open to the public and is accessible to the physically disabled. A person who needs a disability-related accommodation or modification in order to participate in the meeting may make a request by contacting Ashlynn Blackshire at Ashlynn.Blackshire@dca.ca.gov or (916) 465-9030. Providing your request at least five business days before the meeting will help to ensure availability of the requested accommodation.

Due to potential technical difficulties, please consider submitting written public comments by May 12, 2021, to Ashlynn.Blackshire@dca.ca.gov for consideration. The public will still be able to provide public comment after each agenda item during the meeting.

The Bureau plans to webcast this meeting online. Webcast availability cannot, however, be guaranteed due to limitations on resources or technical difficulties that may arise. To view the Advisory Committee meeting webcast, please visit the following link:
<https://thedcapage.blog/webcasts/>.

Interested parties should access the Advisory Committee page on the Bureau's website at https://bcc.ca.gov/about_us/committee.html. Requests for further information should be directed to Ashlynn Blackshire at Ashlynn.Blackshire@dca.ca.gov or (916) 465-9030.

To participate in the WebEx Events meeting on May 17, 2021, please log on to this website the day of the meeting:
<https://dca-meetings.webex.com/dca-meetings/onstage/g.php?MTID=eac862385c110440f182b50961b491a11>

Agenda

ACTION MAY BE TAKEN ON ANY ITEM ON THE AGENDA

Monday, May 17

10:00 AM

The public may provide appropriate comment on any issue before the Subcommittee at the time the item is discussed. If public comment is not specifically requested, members of the public should feel free to request an opportunity to comment. Total time allocated for public comment may be limited.

1. Welcome, Call to Order, and Establishment of a Quorum
Kristin Nevedal, Chair, License Types Subcommittee
2. Discussion and Possible Action to Adopt Recommendations on the Creation of a Cottage/Legacy License Type
3. Discussion and Possible Action to Adopt Recommendations on the CEQA Regulations
4. Discussion and Possible Action to Adopt Recommendations on the Number of Licenses by Type
5. Public Comment on Items Not on the Agenda
The Subcommittee may not discuss or take action on any matter raised during the public comment section that is not included on this agenda, except whether to decide to place the matter on the agenda of a future meeting. (Government Code §§ 11125 and 11125.7 (a).)
6. Discussion on Future Agenda Items and Possible Action on Creating Next Meeting's Agenda
7. Adjournment

HOW TO – Join – DCA WebEx Event

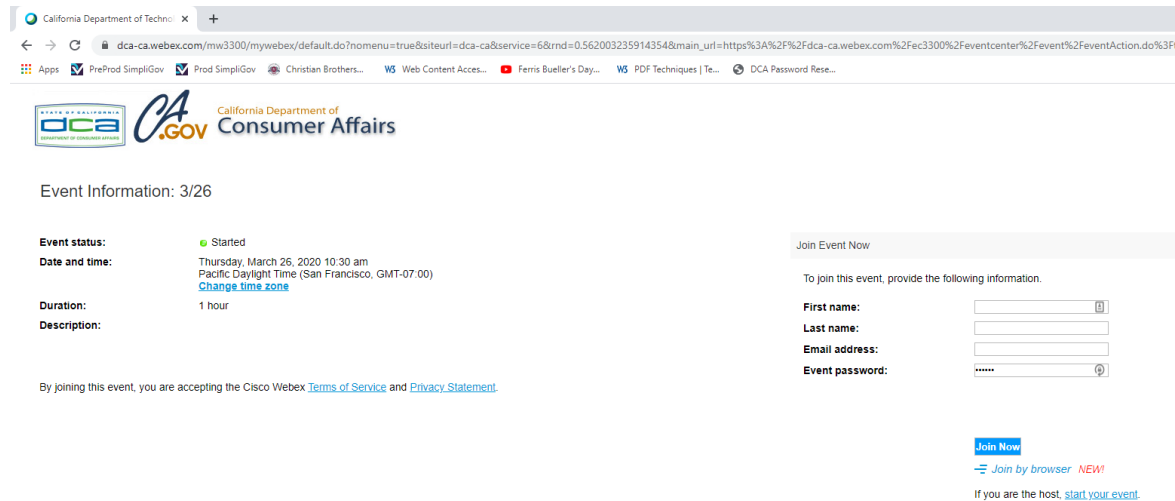
The following contains instructions to join a WebEx event hosted by the Department of Consumer Affairs (DCA).

NOTE: The preferred audio connection to our event is via telephone conference and not the microphone and speakers on your computer. Further guidance relevant to the audio connection will be outlined below.

1. Navigate to the WebEx event link provided by the DCA entity (an example link is provided below for reference) via an internet browser.

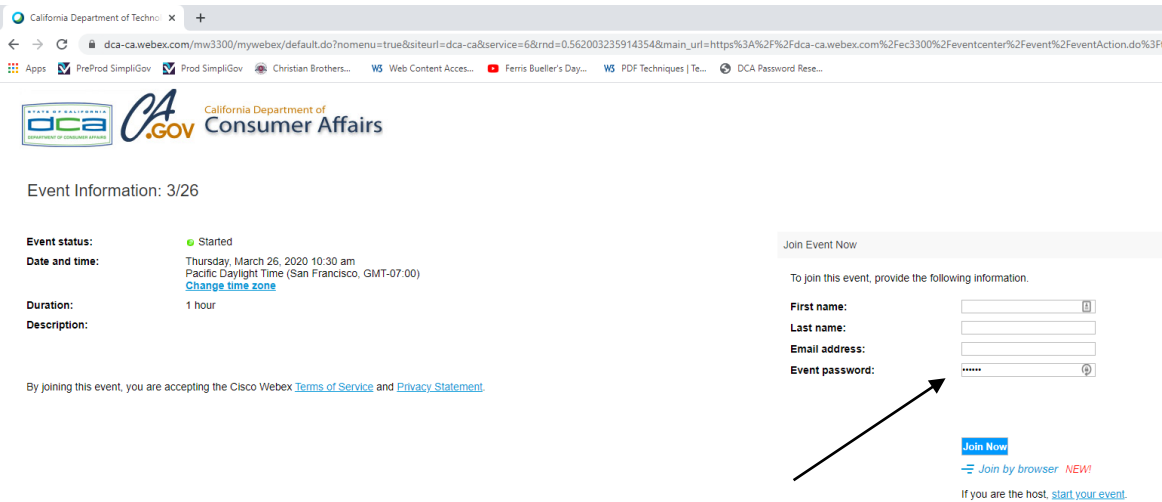
Example link:

<https://dca-ca.webex.com/dca-ca/onstage/g.php?MTID=eb0a73a251f0201d9d5ef3aaa9e978bb5>



2. The details of the event are presented on the left of the screen and the required information for you to complete is on the right.
NOTE: If there is a potential that you will participate in this event during a Public Comment period, you must identify yourself in a manner that the event Host can then identify your line and unmute it so the event participants can hear your public comment. The 'First name', 'Last name' and 'Email address' fields do not need to reflect your identity. The department will use the name or moniker you provide here to identify your communication line should you participate during public comment.

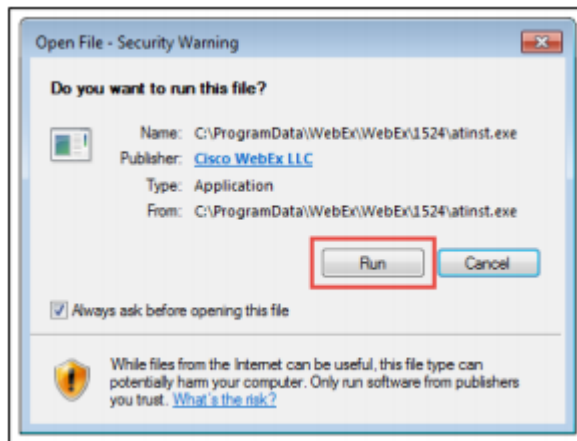
HOW TO – Join – DCA WebEx Event



3. Click the 'Join Now' button.

NOTE: The event password will be entered automatically. If you alter the password by accident, close the browser and click the event link provided again.

4. If you do not have the WebEx applet installed for your browser, a new window may open, so make sure your pop-up blocker is disabled. You may see a window asking you to open or run new software. Click 'Run'.



Depending on your computer's settings, you may be blocked from running the necessary software. If this is the case, click 'Cancel' and return to the browser tab that looks like the window below. You can bypass the above process.

Starting Webex...



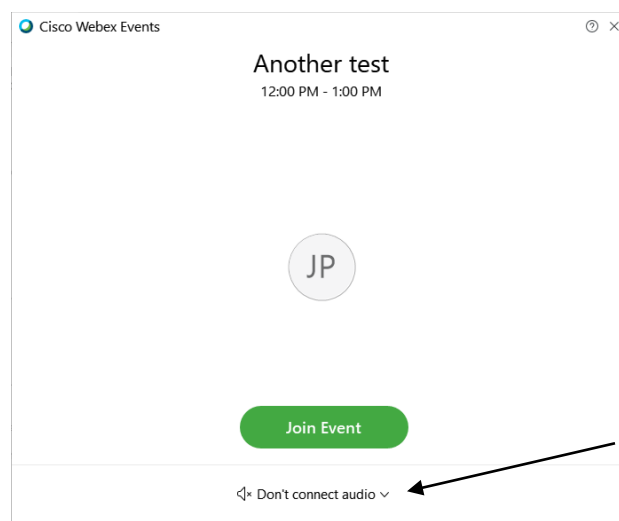
Still having trouble? [Run a temporary application](#) to join this meeting immediately.

5. To bypass step 4, click 'Run a temporary application'.
6. A dialog box will appear at the bottom of the page, click 'Run'.



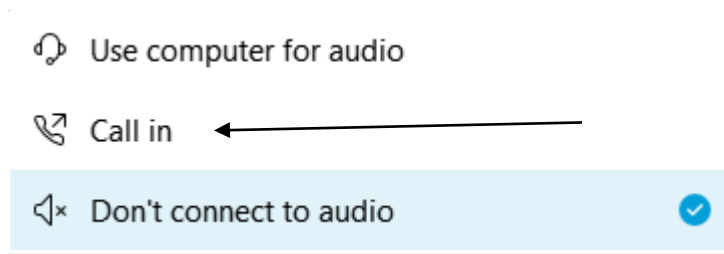
The temporary software will run, and the meeting window will open.

7. Click the audio menu below the green 'Join Event' button.

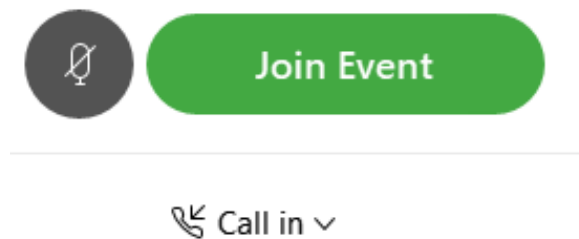


8. When the audio menu appears click 'Call in'.

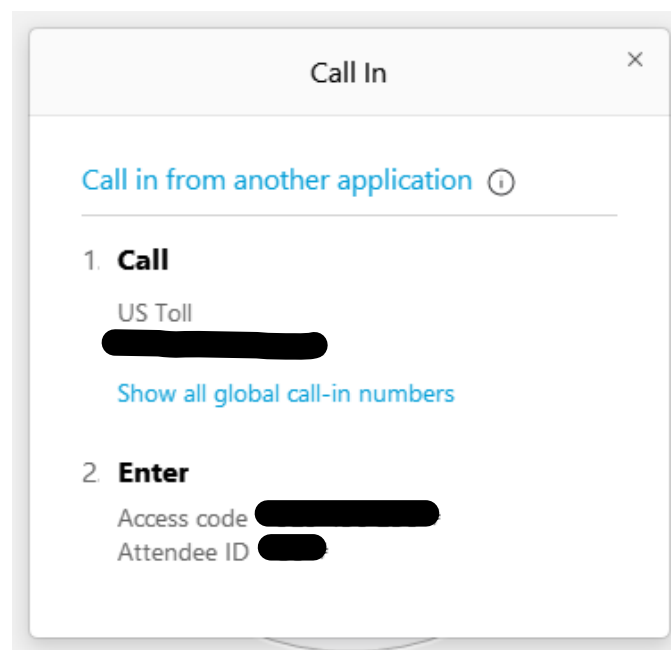
HOW TO – Join – DCA WebEx Event



9. Click 'Join Event'. The audio conference call in information will be available after you join the Event.



10. Call into the audio conference with the details provided.




NOTE: The audio conference is the preferred method. Using your computer's microphone and speakers is not recommended.

HOW TO – Join – DCA WebEx Event

Once you successfully call into the audio conference with the information provided, your screen will look like the screen below and you have joined the event.

Congratulations!

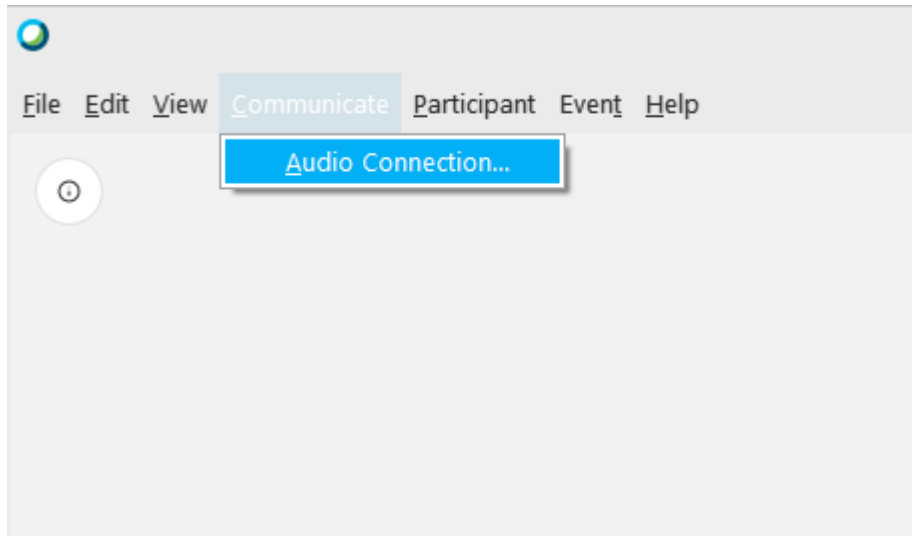


NOTE: Your audio line is muted and can only be unmuted by the event host.

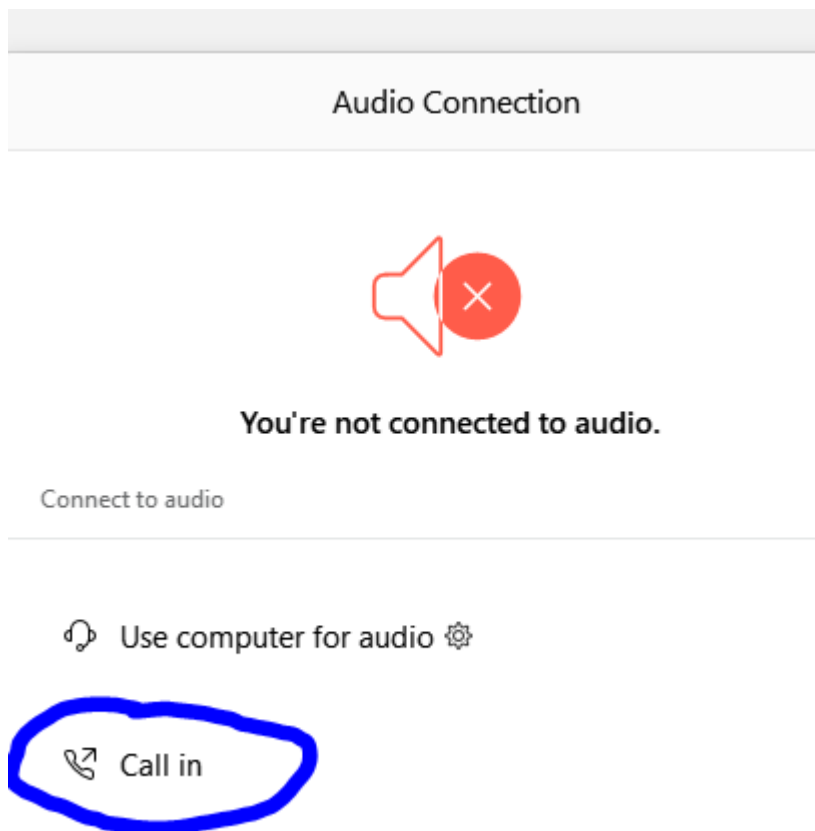
If you join the meeting using your computer's microphone and audio, or you didn't connect audio at all, you can still set that up while you are in the meeting.

Select 'Communicate' and 'Audio Connection' from top left of your screen.

HOW TO – Join – DCA WebEx Event




The 'Call In' information can be displayed by selecting 'Call in' then 'View'



You will then be presented the dial in information for you to call in from any phone.

Participating During a Public Comment Period

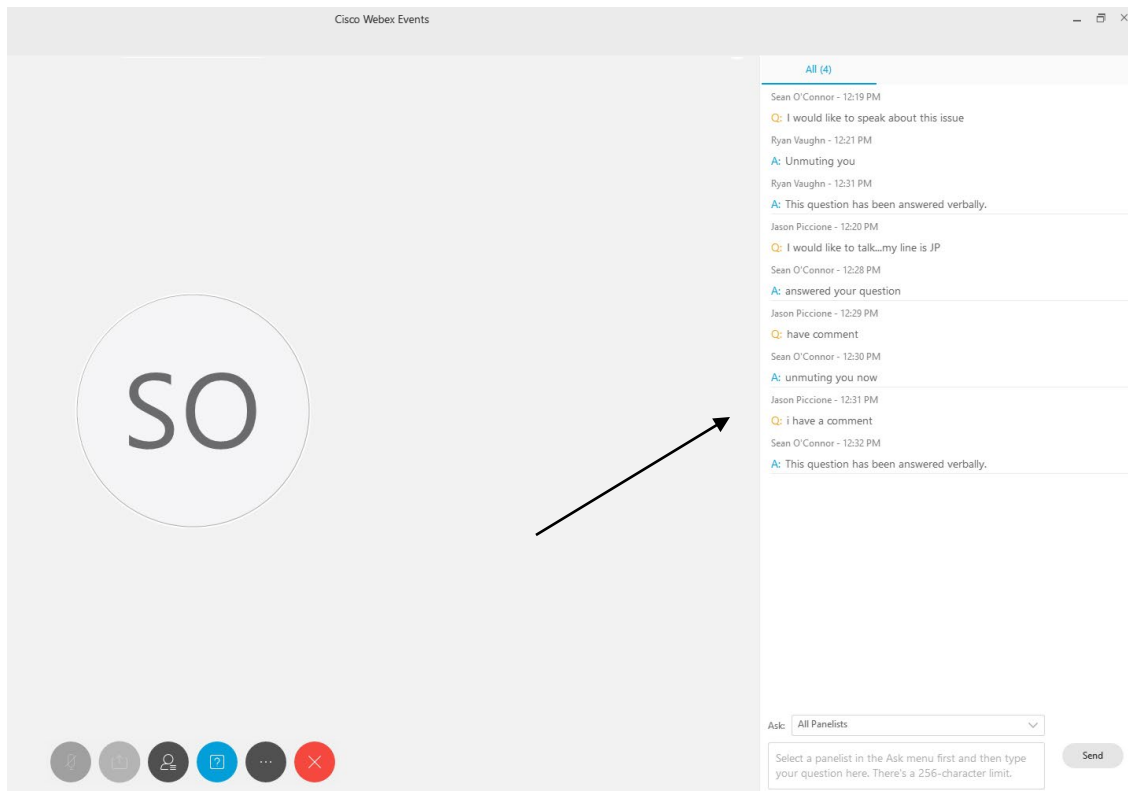
At certain times during the event, the facilitator may call for public comment. If you would like to make a public comment, click on the 'Q and A' button near the bottom, center of your WebEx session.



This will bring up the 'Q and A' chat box.

NOTE: The 'Q and A' button will only be available when the event host opens it during a public comment period.

HOW TO – Join – DCA WebEx Event



To request time to speak during a public comment period, make sure the 'Ask' menu is set to 'All panelists' and type 'I would like to make a public comment'.

Attendee lines will be unmuted in the order the requests were received, and you will be allowed to present public comment.

NOTE: Your line will be muted at the end of the allotted public comment duration. You will be notified when you have 10 seconds remaining.